

# Mechanical flush plates



---

**FIDIA technical data sheet**

---

## Sommario

DESCRIPTION	3
FEATURES	3
TECHNICAL NOTES	3
PACKAGING	3
AVAILABLE FINISHES	4
SPARE PARTS AND ACCESSORIES	4

## FIDIA control plate

### DESCRIPTION

Soft and rounded, this control plate integrates perfectly into environments equipped with sanitaryware with curved lines.

### FEATURES

#### Features and plus



Dual flush



Mechanical activation



Total flush: 4,5/6 litres (6E model cisterns) or 6/9 litres (9.0 model cisterns)



Partial flush: from approximately 2.5 to 3.5 litres (according to the cistern)



100% Made in Italy

### TECHNICAL NOTES

- Material: ABS polymer or INOX (codes 317230-30 and 317231-30 supplied with counterplate included)
- Available in different finishes
- Compatible with all Kariba concealed cisterns, models 6E and 9.0
- Dimensions LxDxH: 240x17x160mm








The plate must be used with the DUO counterplate code 317010

### PACKAGING

CODE	PCS	LxWxH
FIDIA	1	250x30x167mm

S

## AVAILABLE FINISHES

PHOTO	CODE	DESCRIPTION
	317200	WHITE
	317201	CHROMED
	317202	MATT CHROMED
	317203	CHORMED WITH MATT CHROMED BUTTONS
	317204	MATT CHROMED WITH CHROMED BUTTONS
	317228	BLACK
	317229	GOLD PLATED
	317229V	GOLDEN
	317230-30	MATT INOX BRUSHED ANTI- VANDALISM WITH COUNTERPLATE
	317231-30	POLISHED INOX CHROMED ANTI- VANDALISM WITH COUNTERPLATE

## SPARE PARTS AND ACCESSORIES

CODE	DESCRIPTION	PCS
317010	COUNTERPLATE	1