

Mechanical flush plates



ITAKA technical data sheet

Sommario

| | |
|-----------------------------|---|
| DESCRIPTION | 3 |
| FEATURES | 3 |
| TECHNICAL NOTES | 3 |
| PACKAGING | 3 |
| AVAILABLE FINISHES | 4 |
| SPARE PARTS AND ACCESSORIES | 4 |

ITAKA control plate

DESCRIPTION

Thanks to its clean lines, ITAKA is perfect for any type of bathroom. The essentiality of minimalism embraces the graphic forms for a versatile plate designed to integrate into any type of environment, enhancing the simplicity and functionality.

FEATURES

Features and plus



Dual flush



Mechanical activation



Total flush: 4,5/6 litres (6E model cisterns) or 6/9 litres (9.0 model cisterns)



Partial flush: from approximately 2.5 to 3.5 litres (according to the cistern)



100% Made in Italy

TECHNICAL NOTES

- Material: ABS polymer
- Available in different finishes
- Compatible with all Kariba concealed cisterns, models 6E and 9.0
- Dimensions LxDxH: 240x17x163mm





The plate must be used with the DUO counterplate code 317010

PACKAGING

| CODE | PCS | LxDxH |
|-------|-----|--------------|
| ITAKA | 1 | 250x30x167mm |

S

AVAILABLE FINISHES

| PHOTO | CODE | DESCRIPTION |
|---|--------|--------------|
|  | 317300 | WHITE |
|  | 317301 | CHROMED |
|  | 317302 | MATT CHROMED |
|  | 317328 | BLACK |

SPARE PARTS AND ACCESSORIES

| CODE | DESCRIPTION | PCS |
|--------|--------------|-----|
| 317010 | COUNTERPLATE | 1 |