

Mounting frames for wall-mounted WC | Light
weight walls



TEKNO PRATIKA 6E technical data sheet
Standard code 377306

Sommario

DESCRIPTION	3
FEATURES	3
STRUCTURE FEATURES	4
CISTERN FEATURES	4
DIMENSIONS	5
STANDARD SUPPLY	6
ON DEMAND	6
PACKAGING	6
ACCESSORIES AND SPARE PARTS	7
LIST	8

Tekno PratiKa 6E

Mounting frame for wall-mounted WC for lightweight walls, plasterboard and load-bearing installations.

DESCRIPTION

Mounting frame for wall-mounted WC equipped with Kariba 6E cistern (4,5/6lt). Suitable for load-bearing installations, pre-existing load-bearing installations, lightweight walls and plasterboard.

FEATURES

Features and plus



For wall-hung wc



For lightweight walls and plasterboard



For load-bearing and pre-existing load-bearing walls



6lt in-wall cistern (adjustable to 4.5lt)



Dual flush with adjustable partial flush (from 2.5 to 3.5lt)



Maintenance operations in 10 minutes



Assembly operations in 5 minutes



FLEXVALVE



Monoblock container



Lago system



NORMA-PLUS float-valve (standard for cod. 377306)



100% Made in Italy

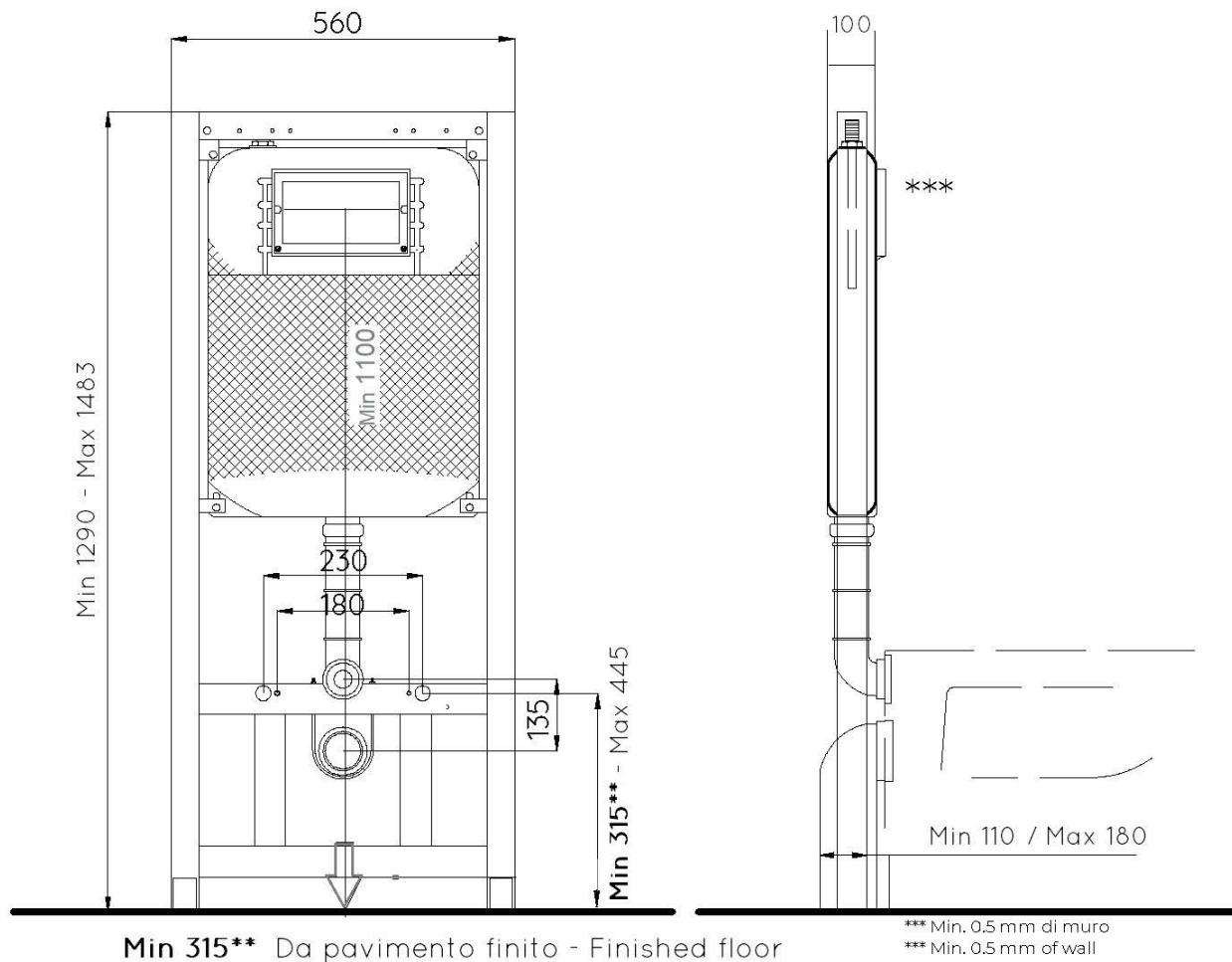
STRUCTURE FEATURES

- Self-supporting painted tubular steel frame
- Overall dimensions for 100 mm raw walls
- Structure certified to bear 400kg according to standards UNI EN 977/1-997-89500/2 if installed correctly

CISTERN FEATURES

- 6 liters HDPE monoblock container without junction points
- Repairable in case of accidental drilling
- Plaster holder fixing mesh (according to code)
- Extruded closed-cell PE insulation, anti-condensate and soundproofing with thermal resistance
- FlexValve: discharge valve with silicon gasket. Made of polypropylene with silicone additive (PTE)
- NORMA-PLUS float valve, acoustic class 1, LGA-TUV approved adjustable between 6 and 4.5lt (standard for code 377306)
- Maintenance operations without using tools
- Pneumatisable without the need to replace internal components

DIMENSIONS



S

STANDARD SUPPLY

- Self-supporting painted tubular steel frame
- Kariba 6E cistern fixed on frame
- WC fixing centre distances for M12 threaded bars adjustable to 180 mm and 230 mm
- M12 threaded rods for WC fixing with nuts, protective sleeves and caps
- White pipe for connection to wall-mounted WC and clamp gasket
- Ø 90mm black sleeve with gasket
- Black outlet bend 90° Ø 90 mm
- Universal fixing and assembly kit
- Dismountable stop valve 3/8"-3/8" including fitting 1/2"-3/8"
- Protection template to shape perimeter of tiles or plaster
- Protection caps for discharge pipe and outlet bend

IT NEEDS TO BE INTEGRATED WITH DUAL COUNTERPLATE COD. 317010

ON DEMAND

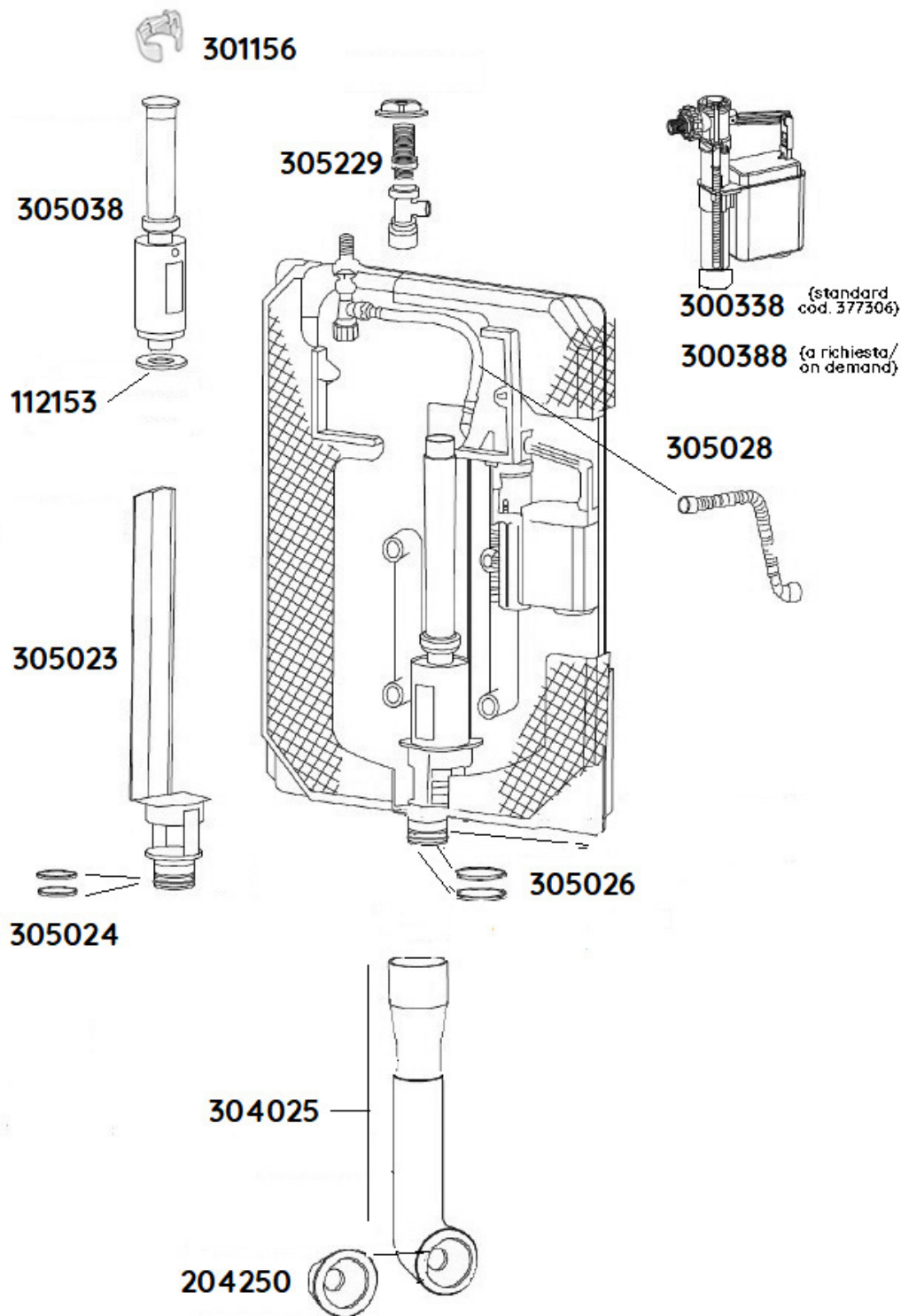
- Dual counter-plate
- Dual flush plate Fidia/Itaka/Aurea
- 90/110mm adaptor
- 90/100mm adaptor
- Pneu system

S

PACKAGING

CODE	PCS	LxDxH	KG
377306	1	1330x590x150	16,10

ACCESSORIES AND SPARE PARTS



ACCESSORI INCLUSI
INCLUDED



cod 300388



cod 300338*



cod 301156
cod 305038



cod 204015 Ø40
cod 204016 Ø32



cod 369080
Ø 90



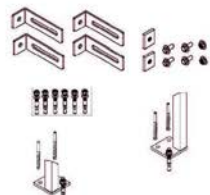
cod 305023



cod 379081 Ø90



cod 305229



Kit barre WC M12
completo
M12 WC Bar Kit
complete

NON INCLUSI
NOT INCLUDED



cod 317010
controplacca duo - counter plate

Aurea
Fidia
Itaka



Placca comando
Control plate



cod. 400190



cod. 400195



cod. 400194



cod. 400197

ACCESSORI A RICHIESTA
ON DEMAND



cod 379080
Ø 90/110



cod 820561
Ø 90/100



cod 617004
Ø100/110



cod 820560
Ø 90/110

LIST

Tekno PratiKa 6E	
CODE	DESCRIPTION
305229	Dismountable brass stop valve 3/8"-3/8" including fitting 1/2"-3/8"
305028	Flexible hose with gasket L. 280 mm 3/8" - 3/8"
300388	Norma float valve 3/8" for concealed cisterns (on demand according to the code)
300338*	NORMA-PLUS float valve 3/8" for concealed cisterns, acoustic cl.1, (standard for code 377306)
305023	6E removable drain with lip gaskets
305024	Lip gaskets for 6E drain
305038	6E discharge valve
301156	Red anchor
112153	Silicon gasket for discharge valve ø 60/21 mm
304025	Insulated discharge pipe set, complete with conic gasket
204250	Universal conic gasket ø 60x32/40 mm
305026	O-ring gasket for discharge pipe coupling

Tekno PratiKa 6E	
369080	Black outlet bend 90° ø 90 mm (standard for cod. 377306)
379080	Black outlet bend 90° ø 90/110 mm
379081	Black sleeve with gasket ø 90mm (standard for cod. 377306)
617004	Concentric sleeve ø 100/110 mm
820560	Adaptor ø 90/110 mm
825061	Adaptor ø 90/100 mm
123003	M12 threaded bars for WC fixing, complete with nuts and protective covers
204015	White pipe ø40 mm + clamp gasket Ø40 mm for connection to wall-mounted WC (standard for cod. 377306)
204016	White pipe ø32 mm + clamp gasket Ø32 mm for connection to wall-mounted WC
369085	Pair of fixing caps for wall-hung WC
400190	Pneu transforming kit with aluminium inspection plate and remote white hand-button
400194	Pneu transforming kit with aluminium inspection plate and remote inox leg-button
400195	Pneu transforming kit with aluminium inspection plate and remote white plastic leg-button for floor/wall
400197	Pneu transforming kit with aluminium inspection plate and remote white hand-button